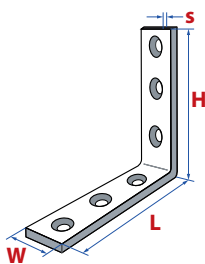




Dorpelhoek - Zwaar type

Equerre porte - Forme lourde




Narrow square - Heavy type

Winkelverbinder schwer

FG228

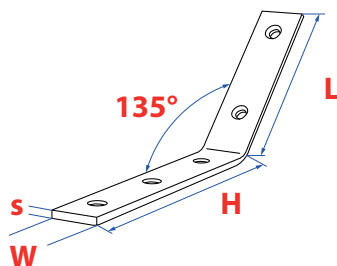


Art. Nr.	EAN Code	w [mm]	l [mm]	s [mm]	h [mm]	Hole pattern Dia. of the hole/nr. of holes	
FG02280010201005	5410439324243	20	100	5	100	Ø6/4	25
FG02280010201255	5410439324267	20	120	5	120	Ø6/6	25
FG02280010251505	5410439324281	20	160	5	160	Ø6/6	25
FG02280010251755	5410439324304	20	180	5	180	Ø6/6	25
FG02280010252005	5410439324328	25	200	5	200	Ø6/6	25
FG02280010302505	5410439324342	30	250	6	250	Ø6/6	25



Neusijzer - 135°

Equerre asymétrique - 135°




Reinforced corner skew - 135°

Winkelverbinder - 135°

FG230

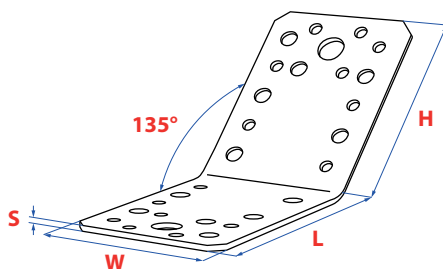


Art. Nr.	EAN Code	H [mm]	l [mm]	s [mm]	w [mm]	Hole pattern Dia. of the hole/nr. of holes	
FG02300011001505	5410439342698	100	150	5	25	Ø5,5/4	25



Koppelplaat - 135°

Equerre d'assemblage - 135°



Merging square - 135°


Strebenverbinder - 135°

FG231



DoPn° FG231001



Art. Nr.	EAN Code	w [mm]	l [mm]	s [mm]	h [mm]	
FG02310010650905*	5410439360913	65	90	2,5	90	50